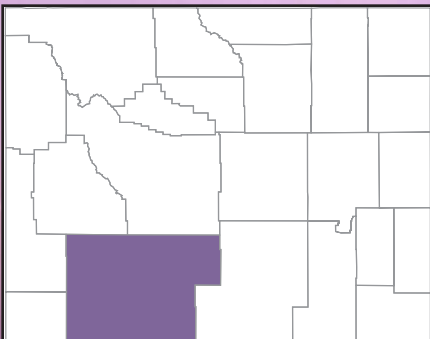


fyi... Sweetwater County



In Wyoming's earliest days, the state was divided into only four counties. Sweetwater County was one of the original four (along with Laramie, Albany, and Carbon counties). At that time, Sweetwater County was called Carter County. Sweetwater County is the largest in terms of area at 10,425 square miles. Sweetwater County is third largest in population with 38,823 residents in 1990 and 37,613 residents in 2000. The county seat, Green River, is located near the northern tip of Flaming Gorge Reservoir.

Income and Earnings

	Wyoming	Sweetwater County
Median Household Income ^a	\$37,892	\$46,537
Percentage of Statewide	100.0%	122.8%
Median Family Income	\$45,685	\$54,173
Percentage of Statewide	100.0%	118.6%
Per Capita Income	\$19,134	\$19,575
County Rank (of 23)		5
Median Earnings		
Male full-time, year-round workers	\$34,442	\$45,678
Female full-time, year-round workers	\$21,735	\$22,440
Families in Poverty (1999)	8.0%	5.4%
Individuals in Poverty (1999)	11.4%	7.8%
Median Housing Value (owner-occupied units)	\$96,600	\$104,200
Gross Rent (median)	\$437	\$428
Mean Hourly Wage (total all industries/all occupations) ^b	\$14.62	\$16.74
Percent of Statewide Mean Hourly Wage	100.0%	114.5%

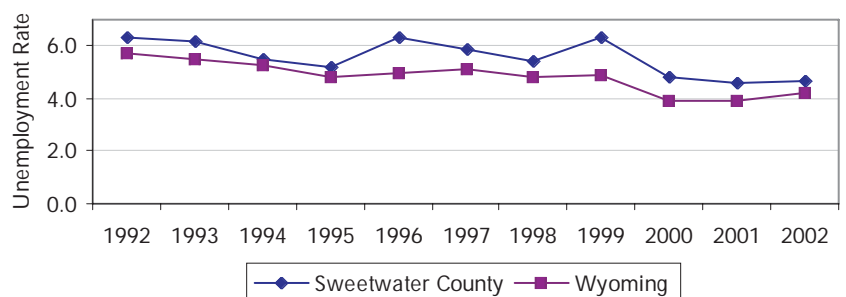
^aA household includes the immediate family and any other individuals residing with the family.

^bOccupational Employment Statistics, November 2002.

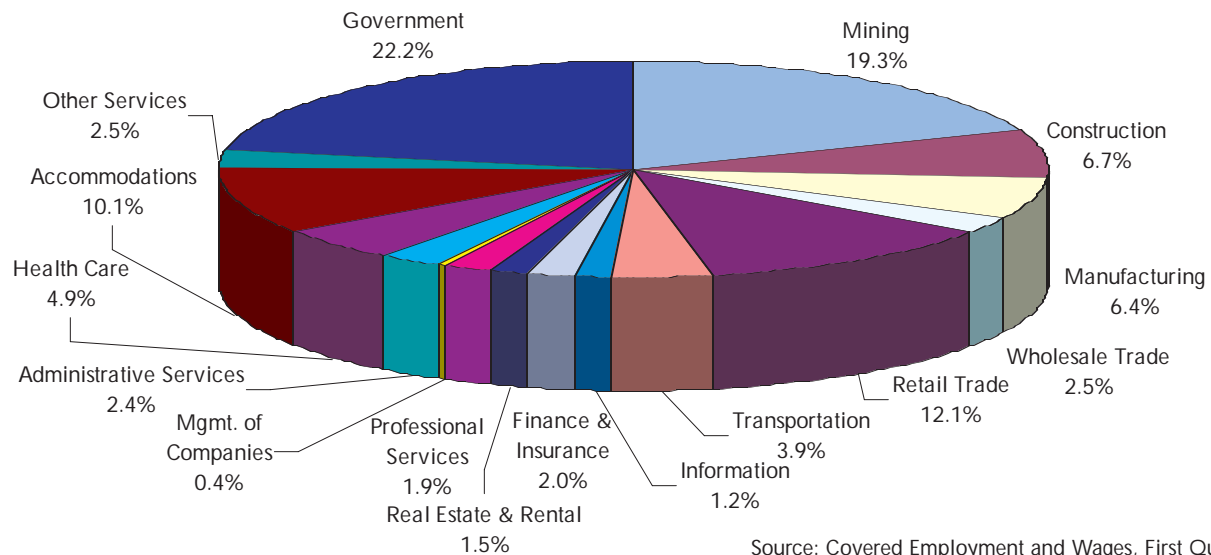
Source: U.S. Census Bureau, *Census 2000*.

Labor

	1992	1997	2002
Labor Force	21,113	20,569	19,790
Employed	19,773	19,349	18,851
Unemployed	1,340	1,220	939
Unemp. Rate	6.3	5.9	4.7
Statewide (WY)	5.7	5.1	4.2



Industry Distribution



Source: Covered Employment and Wages, First Quarter 2003.

Demographics

	Wyoming	Sweetwater County
Total Population (2000)	493,782	37,613
Male	Count 248,374	19,026
	Percent 50.3%	50.6%
Female	Count 245,408	18,587
	Percent 49.7%	49.4%
Median Age (years)	36.2	34.2
18 years and over	Count 364,909	26,744
	Percent 73.9%	71.1%
65 years and over	Count 57,693	3,009
	Percent 11.7%	8.0%
Education (age 25 years and over)		
Percent high school graduate or higher	87.9%	87.4%
Percent Bachelor's degree or higher	21.9%	17.0%

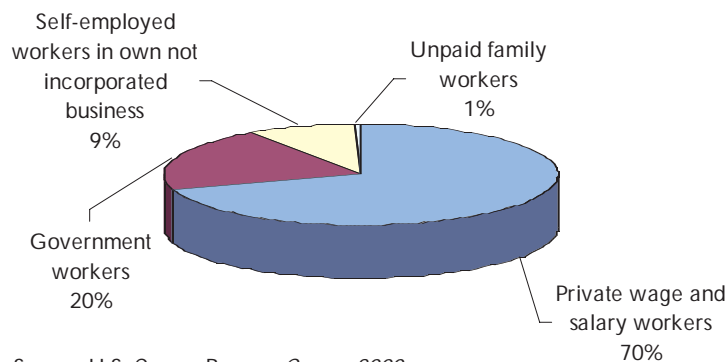
Source: U.S. Census Bureau, *Census 2000*.

Employment

Industry	Average Monthly Employment	Average Weekly Wage	% of State Average Weekly Wage
Mining	3,477	\$1,269	115.0%
Construction	1,211	\$673	113.3%
Manufacturing	1,148	\$1,406	194.1%
Wholesale Trade	457	\$725	99.2%
Retail Trade	2,184	\$382	101.0%
Transportation	705	\$657	109.7%
Information	210	\$398	74.4%
Finance & Insurance	353	\$682	86.2%
Real Estate & Rental	276	\$513	108.7%
Professional Services	342	\$634	103.0%
Management of Co.	76	\$1,108	110.8%
Administrative Services	428	\$474	120.6%
Health Care	884	\$454	87.7%
Accommodations	1,828	\$198	89.9%
Other Services	445	\$372	94.6%
Government	4,006	\$580	96.9%
Total	18,562	\$708	126.4%

Source: Covered Employment and Wages, First Quarter 2003.

Class of Worker



Source: U.S. Census Bureau, *Census 2000*.

Wyoming Department of Employment
Cynthia A. Pomeroy, Director

Research & Planning

P.O. Box 2760

Casper, WY 82602

(307) 473-3807

<http://doe.state.wy.us/LMI>

